

DEPARTMENT OF EDUCATION
REGION IV-A CALABARZON
MONTHLY REPORT OF DISBURSEMENTS
FOR THE MONTH OF DECEMBER 2025

Department: Education
Agency: DepEd IVA CALABARZON
Operating Unit: Division of Tayabas City
Organizing Code (UACS): 070010804016
Funding Source Code (Clustered): 101


FAR No. 4


PARTICULARS	CURRENT YEAR BUDGET					PRIOR YEARS BUDGET										TRUST LIABILITIES				GRAND TOTAL					REMARKS	
	PS	MOOE	Fin. Exp.	CO	TOTAL	PRIOR YEAR'S ACCOUNTS PAYABLE					CURRENT YEAR'S ACCOUNTS PAYABLE					Sub-Total	PS	MOOE	CO	TOTAL	PS	MOOE	Fin. Exp.	CO		TOTAL
						PS	MOOE	Fin. Exp.	CO	Sub-TOTAL	PS	MOOE	Fin. Exp.	CO	Sub-TOTAL											
1	2	3	4	5	6=(2+3+4+5)	7	8	9	10	11=(7+8+9+10)	12	13	14	15	16=(12+13+14+15)	17=(11+16)	18=(6+17)	19	20	21	22=(19+20+21)	23	24	25	26	27=(23+24+25+26)
Notice of Cash Allocation	50,050,467.00	2,916,000.00			52,966,467.00												52,966,467.00					50,050,467.00	2,916,000.00			52,966,467.00
MDS Check Issued		2,076,087.46			2,076,087.46				106,279.78	106,279.78						106,279.78	2,182,367.24						2,076,087.46		106,279.78	2,182,367.24
Advice Debit Amount	44,885,516.58	6,434,926.57			51,320,443.15												51,320,443.15					44,885,516.58	6,434,926.57			51,320,443.15
Notice of Transfer Allocation	12,799,219.00	5,127,865.96			17,927,084.96												17,927,084.96					12,799,219.00	5,127,865.96			17,927,084.96
MDS Check Issued	139,211.89	1,494,731.85			1,633,943.74												1,633,943.74					139,211.89	1,494,731.85			1,633,943.74
Advice Debit Amount	17,385,165.09	1,153,933.00			18,539,098.09												18,539,098.09					17,385,165.09	1,153,933.00			18,539,098.09
Working Fund																										
Tax Remittance Advice Issued	1,557,841.68	537,404.64			2,095,246.32				7,085.32	7,085.32						7,085.32	2,102,331.64					1,557,841.68	537,404.64		7,085.32	2,102,331.64
Cash Disbursement Ceiling																										
Non Cash Availment Authority																										
Others																										
TOTAL	63,967,735.24	11,697,083.52			75,664,818.76				113,365.10	113,365.10						113,365.10	75,778,183.86					63,967,735.24	11,697,083.52		113,365.10	75,778,183.86

SUMMARY:

	Previous Report	This month	As of Date
Total Disbursement Authorities Received			
NCA	442,523,049.00	52,966,467.00	495,489,516.00
NTA	40,638,667.65	17,927,084.96	58,565,752.61
Working Fund	-	-	-
TRA	17,352,290.36	2,102,331.64	19,454,622.00
CDC	-	-	-
NCAA	-	-	-
Others	-	-	-
Less: Notice of Transfer Allocations (NTA)* Issued			
Total Disbursement Authorities Available	500,514,007.01	72,995,883.60	573,509,890.61
Less: Lapsed NCA	-	-	-
Disbursement*	497,731,706.75	75,778,183.86	573,509,890.61
Add/ (Less): Adjustments (e.g., cancelled/stale checks)			
Balance of Disbursement Authorities as of date	2,782,300.26	(2,782,300.26)	0.00

	Previous Report	This month	As of Date
Total Disbursement Program	500,514,007.01	72,995,883.60	573,509,890.61
Less: * Actual Disbursement	497,731,706.75	75,778,183.86	573,509,890.61
(Over)/Under spending	2,782,300.26	(2,782,300.26)	-

Certified Correct by

AGNES M. LUZADAS
Accountant III

Approved by

CELESTINO B. BALDERAS JR.
Schools Division Superintendent

MONTHLY REPORT OF DISBURSEMENTS
For the month of December 2025


Department : Department of Education (DepEd)
 Agency/Entity : Office of the Secretary
 Operating Unit : Division of Tuguegarao City
 Organization Code (UACS) : 07 001 0804016
 Fund Cluster : 01 - Regular Agency Fund
 (e.g. UACS Fund Cluster: 01-Regular Agency Fund, 02-Foreign Assisted Projects Fund, 03-Special Account-Localy Funded/Domestic Grants Fund, etc.)

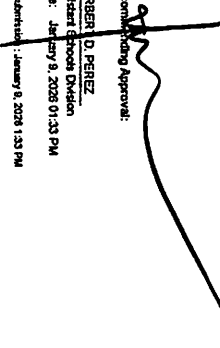
Particulars	Current Year Budget					Prior Year's Accounts Payable					Current Year's Accounts Payable					Trust Liabilities					Grand Total					Remarks
	P8	MOOE	FRD	CO	TOTAL	P8	MOOE	FRD	CO	TOTAL	P8	MOOE	FRD	CO	TOTAL	P8	MOOE	FRD	CO	TOTAL						
CASH DISBURSEMENTS	62,409,893.56	11,159,678.66	0.00	0.00	73,569,572.44	0.00	0.00	0.00	0.00	0.00	18,904.17	0.00	0.00	0.00	18,904.17	62,409,893.56	11,159,678.66	0.00	0.00	73,569,572.22						
Notice of Cash Allocation (NCA)	44,885,516.56	8,511,014.03	0.00	0.00	53,396,530.61	0.00	0.00	0.00	0.00	0.00	18,904.17	0.00	0.00	0.00	18,904.17	44,885,516.56	8,511,014.03	0.00	0.00	53,396,530.59						
MDS Checks Issued	0.00	2,076,087.46	0.00	0.00	2,076,087.46	0.00	0.00	0.00	0.00	0.00	0.00	0.00	0.00	0.00	0.00	0.00	2,076,087.46	0.00	0.00	2,076,087.46						
Add-on Detail Account	44,885,516.56	6,434,926.57	0.00	0.00	51,320,443.15	0.00	0.00	0.00	0.00	0.00	0.00	0.00	0.00	0.00	0.00	44,885,516.56	6,434,926.57	0.00	0.00	51,320,443.15						
Notice of Transfer Allocations (NTA)	17,524,378.98	2,648,684.65	0.00	0.00	20,173,063.63	0.00	0.00	0.00	0.00	0.00	0.00	0.00	0.00	0.00	0.00	17,524,378.98	2,648,684.65	0.00	0.00	20,173,063.63						
MDS Checks Issued	139,271.89	1,494,731.85	0.00	0.00	1,633,943.74	0.00	0.00	0.00	0.00	0.00	0.00	0.00	0.00	0.00	0.00	139,271.89	1,494,731.85	0.00	0.00	1,633,943.74						
Add-on Detail Account	17,385,106.09	1,153,953.00	0.00	0.00	18,539,059.09	0.00	0.00	0.00	0.00	0.00	0.00	0.00	0.00	0.00	0.00	17,385,106.09	1,153,953.00	0.00	0.00	18,539,059.09						
Working Fund for FAPs	0.00	0.00	0.00	0.00	0.00	0.00	0.00	0.00	0.00	0.00	0.00	0.00	0.00	0.00	0.00	0.00	0.00	0.00	0.00	0.00						
Cash Disbursement Calling (CDC)	0.00	0.00	0.00	0.00	0.00	0.00	0.00	0.00	0.00	0.00	0.00	0.00	0.00	0.00	0.00	0.00	0.00	0.00	0.00	0.00						
TOTAL CASH DISBURSEMENTS	62,409,893.56	11,159,678.66	0.00	0.00	73,569,572.44	0.00	0.00	0.00	0.00	0.00	18,904.17	0.00	0.00	0.00	18,904.17	62,409,893.56	11,159,678.66	0.00	0.00	73,569,572.22						
NON-CASH DISBURSEMENTS	1,557,841.68	537,404.64	0.00	0.00	2,095,246.32	0.00	0.00	0.00	0.00	0.00	7,085.32	0.00	0.00	0.00	7,085.32	1,557,841.68	537,404.64	0.00	0.00	2,095,246.32						
Tax Reimburse Add-on Issued (TRA)	1,557,841.68	537,404.64	0.00	0.00	2,095,246.32	0.00	0.00	0.00	0.00	0.00	7,085.32	0.00	0.00	0.00	7,085.32	1,557,841.68	537,404.64	0.00	0.00	2,095,246.32						
Non-Cash Availment Authority (NCAA)	0.00	0.00	0.00	0.00	0.00	0.00	0.00	0.00	0.00	0.00	0.00	0.00	0.00	0.00	0.00	0.00	0.00	0.00	0.00	0.00						
Disbursements effected through outright deductions from salaries (gross salary, overtime pay, etc.)	0.00	0.00	0.00	0.00	0.00	0.00	0.00	0.00	0.00	0.00	0.00	0.00	0.00	0.00	0.00	0.00	0.00	0.00	0.00	0.00						
Overpayment of expense(s) & personnel benefits	0.00	0.00	0.00	0.00	0.00	0.00	0.00	0.00	0.00	0.00	0.00	0.00	0.00	0.00	0.00	0.00	0.00	0.00	0.00	0.00						
Reduction for loss of government property	0.00	0.00	0.00	0.00	0.00	0.00	0.00	0.00	0.00	0.00	0.00	0.00	0.00	0.00	0.00	0.00	0.00	0.00	0.00	0.00						
Liquidated damages and similar claims	0.00	0.00	0.00	0.00	0.00	0.00	0.00	0.00	0.00	0.00	0.00	0.00	0.00	0.00	0.00	0.00	0.00	0.00	0.00	0.00						
Overpayment of BIR Documentary Stamp Tax, etc.)	0.00	0.00	0.00	0.00	0.00	0.00	0.00	0.00	0.00	0.00	0.00	0.00	0.00	0.00	0.00	0.00	0.00	0.00	0.00	0.00						
TOTAL NON-CASH DISBURSEMENTS	1,557,841.68	537,404.64	0.00	0.00	2,095,246.32	0.00	0.00	0.00	0.00	0.00	7,085.32	0.00	0.00	0.00	7,085.32	1,557,841.68	537,404.64	0.00	0.00	2,095,246.32						
GRAND TOTAL	63,967,735.24	11,697,083.32	0.00	0.00	75,664,818.56	0.00	0.00	0.00	0.00	0.00	26,009.49	0.00	0.00	0.00	26,009.49	63,967,735.24	11,697,083.32	0.00	0.00	75,664,818.56						

Particulars	Current Year Budget					Prior Year's Accounts Payable					Current Year's Accounts Payable					Trust Liabilities					Remarks
	P8	MOOE	FRD	CO	TOTAL	P8	MOOE	FRD	CO	TOTAL	P8	MOOE	FRD	CO	TOTAL	P8	MOOE	FRD	CO	TOTAL	
Total Disbursement Authorities Received	439,775,007.01	72,988,683.60	512,770,690.61			106,279.78	106,279.78				106,279.78	106,279.78				106,279.78	106,279.78				
NCA	393,327,351.16	62,986,467.00	448,293,844.18			106,279.78	106,279.78				106,279.78	106,279.78				106,279.78	106,279.78				
NTA	29,095,334.49	17,927,034.96	47,022,420.45																		
Working Fund	0.00	0.00	0.00																		
TRA	17,352,290.36	2,102,331.64	19,454,622.00																		
CDC	0.00	0.00	0.00																		
NCAA	0.00	0.00	0.00																		
Less: Notice of Transfer of Allocations (NTA) Issued	0.00	0.00	0.00																		
Total Disbursement Authorities Available	439,775,007.01	72,988,683.60	512,770,690.61			106,279.78	106,279.78				106,279.78	106,279.78				106,279.78	106,279.78				
Less:																					
Lapsed NCA	0.00	0.00	0.00																		
Disbursements	334,152,280.65	0.00	334,152,280.65																		
Less: Other Non-Cash Disbursements	0.00	0.00	0.00																		
Disbursements effected through outright deductions from claims	0.00	0.00	0.00																		
Overpayment of expense(s) & personnel benefits	0.00	0.00	0.00																		
Restitution for loss of government property	0.00	0.00	0.00																		
Liquidated damages and similar claims	0.00	0.00	0.00																		
Others (e.g. TFR, BT, Doce Stamp, etc.)	0.00	0.00	0.00																		
Add-on: Agreements (e.g. consolidated checks)	0.00	0.00	0.00																		
Balance of Disbursement Authorities as at date	105,622,726.16	72,988,683.60	178,618,629.76																		
Total Disbursements Program	500,514,007.01	72,988,683.60	573,509,690.61																		
Less: "Actual Disbursements"	487,731,708.75	73,776,163.86	573,509,690.61																		
(Over)/Under spending	2,782,300.26	(2,782,300.26)	0.00																		

Certified Correct: _____
 Account III
 Date: January 9, 2026 01:33 PM

Date Printed: January 9, 2026 1:37 PM; Date of Field Submission: January 9, 2026 1:33 PM; Date of Final Submission: January 9, 2026 1:33 PM

Approved By: 
 CELESTINO BALDERAS JR.
 Senior Division Superintendent
 Date: January 9, 2026 01:33 PM

Reconciling Approval: 
 HERBERT D. PEREZ
 Assistant Division Superintendent
 Date: January 9, 2026 01:33 PM

DEPARTMENT OF EDUCATION
REGION IV-A CALABARZON
CONSOLIDATED MONTHLY REPORT OF DISBURSEMENTS
FOR THE MONTH OF DECEMBER 2025

Department: Education
Agency: DepEd IVA CALABARZON
Operating Unit: Division of Tayabas City
Organizing Code (UACS): 070010804016
Funding Source Code (Chartered): 101

FAR No. 4

PARTICULARS	CURRENT YEAR BUDGET					PRIOR YEARS BUDGET										Sub-Total	TRUST LIABILITIES				GRAND TOTAL					REMARKS
	PS	MOOE	Fin. Exp.	CO	TOTAL	PRIOR YEAR'S ACCOUNTS PAYABLE				CURRENT YEAR'S ACCOUNTS PAYABLE					TOTAL		PS	MOOE	CO	TOTAL	PS	MOOE	Fin. Exp.	CO	TOTAL	
						PS	MOOE	Fin. Exp.	CO	Sub-TOTAL	PS	MOOE	Fin. Exp.	CO												
1	2	3	4	5	6=(2+3+4+5)	7	8	9	10	11=(7+8+9+10)	12	13	14	15	16=(12+13+14+15)	17=(11+16)	18=(6+17)	19	20	21	22=(19+20+21)	23	24	25	26	27=(23+24+25+26)
Notice of Cash Allocation	61,533,467.00	4,155,000.00	-	-	65,688,467.00	-	-	-	-	-	-	-	-	-	-	-	65,688,467.00	-	-	-	-	61,533,467.00	4,155,000.00	-	-	65,688,467.00
MDS Check Issued	-	2,951,093.52	-	-	2,951,093.52	-	-	-	106,279.78	106,279.78	-	-	-	-	-	-	3,057,373.30	-	-	-	-	57,045,979.65	8,460,143.09	-	-	65,506,122.74
Advice Debt Amount	57,945,979.65	8,460,143.09	-	-	66,406,122.74	-	-	-	-	-	-	-	-	-	-	-	66,406,122.74	-	-	-	-	14,923,219.00	5,127,865.96	-	-	20,051,084.96
Notice of Transfer Allocation	14,923,219.00	5,127,865.96	-	-	20,051,084.96	-	-	-	-	-	-	-	-	-	-	-	20,051,084.96	-	-	-	-	139,211.89	1,484,731.85	-	-	1,623,943.74
MDS Check Issued	139,211.89	1,484,731.85	-	-	1,623,943.74	-	-	-	-	-	-	-	-	-	-	-	1,623,943.74	-	-	-	-	20,134,469.59	1,153,933.00	-	-	21,288,402.59
Advice Debt Amount	20,134,469.59	1,153,933.00	-	-	21,288,402.59	-	-	-	-	-	-	-	-	-	-	-	21,288,402.59	-	-	-	-	-	-	-	-	
Working Fund	-	-	-	-	-	-	-	-	-	-	-	-	-	-	-	-	-	-	-	-	-	-	-	-	-	-
Tax Remittance Advice Issued	1,822,170.99	667,531.22	-	-	2,489,702.21	-	-	-	7,085.32	7,085.32	-	-	-	-	-	-	2,496,787.53	-	-	-	-	1,822,170.99	667,531.22	-	-	2,489,702.21
Cash Disbursement Ceiling	-	-	-	-	-	-	-	-	-	-	-	-	-	-	-	-	-	-	-	-	-	-	-	-	-	-
Non Cash Availment Authority	-	-	-	-	-	-	-	-	-	-	-	-	-	-	-	-	-	-	-	-	-	-	-	-	-	-
Others	-	-	-	-	-	-	-	-	-	-	-	-	-	-	-	-	-	-	-	-	-	-	-	-	-	-
TOTAL	80,041,832.12	14,727,432.68	-	-	94,769,264.80	-	-	-	113,365.10	113,365.10	-	-	-	-	-	113,365.10	94,882,629.90	-	-	-	-	80,041,832.12	14,727,432.68	-	-	94,882,629.90

SUMMARY:

	Previous Report			This month			As of Date		
	PS	MOOE	Fin. Exp.	PS	MOOE	Fin. Exp.	PS	MOOE	Fin. Exp.
Total Disbursement Authorities Received									
NCA	587,167,049.00			65,688,467.00			652,855,516.00		
NTA	47,466,688.65			20,051,084.96			67,517,773.61		
Working Fund	-			-			-		
TRA	22,373,781.16			2,496,787.53			24,870,568.69		
CDC	-			-			-		
NCAA	-			-			-		
Others	-			-			-		
Less: Notice of Transfer Allocations (NTA)* Issued									
Total Disbursement Authorities Available	657,007,518.81			88,236,339.49			745,243,858.30		
Less: Lapsed NCA	-			41,423.95			41,423.95		
Disbursement*	650,319,804.45			94,882,629.90			745,202,434.35		
Add/ (Less): Adjustments (e.g., cancelled/staled checks)	-			-			-		
Balance of Disbursement Authorities as of to date	6,687,714.36			(6,687,714.36)			0.00		

Certified Correct by:

AGNES M. LUZADAS
Accountant III

Approved by:

CELESTONIO B. BALDERAS JR.
Schools Division Superintendent

DEPARTMENT OF EDUCATION
REGION IV-A CALABARZON
MONTHLY REPORT OF DISBURSEMENTS
FOR THE MONTH OF DECEMBER 2025

Department: Education
Agency: DepEd IVA CALABARZON
Operating Unit: Division of Tayabas City
Organizing Code (UACS): 070010804016
Funding Source Code (Clustered): 07308601

FAR No. 4

PARTICULARS	CURRENT YEAR BUDGET					PRIOR YEARS BUDGET											TRUST LIABILITIES				GRAND TOTAL					REMARKS	
	PS	MOOE	Fin. Exp.	CO	TOTAL	PRIOR YEAR'S ACCOUNTS PAYABLE					CURRENT YEAR'S ACCOUNTS PAYABLE						Sub-Total	PS	MOOE	CO	TOTAL	PS	MOOE	Fin. Exp.	CO		TOTAL
						PS	MOOE	Fin. Exp.	CO	Sub-TOTAL	PS	MOOE	Fin. Exp.	CO	Sub-TOTAL	TOTAL											
1	2	3	4	5	6=(2+3+4+5)	7	8	9	10	11=(7+8+9+10)	12	13	14	15	16=(12+13+14+15)	17=(11+16)	18=(6+17)	19	20	21	22=(19+20+21)	23	24	25	26	27=(23+24+25+26)	
Notice of Cash Allocation																											
MDS Check Issued																											
Advice Debit Amount																											
Notice of Transfer Allocation																											
MDS Check Issued																											
Advice Debit Amount																											
Working Fund																											
Tax Remittance Advice Issued																											
Cash Disbursement Ceiling																											
Non Cash Availment Authority																											
Others																											
TOTAL																											

SUMMARY:

	Previous Report	This month	As of Date	Previous Report	This month	As of Date
Total Disbursement Authorities Received				Total Disbursement Program		
NCA	-	-	-	Less: * Actual Disbursement	-	-
NTA	-	-	-	(Over)/Under spending	<u>-</u>	<u>-</u>
Working Fund	-	-	-			
TRA	-	-	-			
CDC	-	-	-			
NCAA	-	-	-			
Others	-	-	-			
Less: Notice of Transfer Allocations (NTA)* Issued	-	-	-			
Total Disbursement Authorities Available	<u>-</u>	<u>-</u>	<u>-</u>			
Less: Lapsed NCA	-	-	-			
Disbursement*	-	-	-			
Add/ (Less): Adjustments (e.g., cancelled/staled checks)	-	-	-			
Balance of Disbursement Authorities as of to date	<u>-</u>	<u>-</u>	<u>-</u>			

None to Report

Certified Correct by:

AGNES M. LUZADAS *ve*
Accountant III *11/16*

Approved by:

CELEDONIO B. BALDERAS JR.
Schools Division Superintendent